


Postage
Required
Post Office
will not deliver
without proper
postage.

Primos® Hunting Calls™
Power Dogg™ Registration
604 First Street
Flora, MS 39071

PRIMOS
HUNTING CALLS
SPEAK THE LANGUAGE®

POWER DOGG™
Model No. 3751



PRIMOS
HUNTING CALLS
SPEAK THE LANGUAGE®

604 First Street, Flora, MS 39071 • Office 601-879-9323
• Orders 1-800-523-2395 • Fax 601-879-9324 • primos.com

604 First Street, Flora, MS 39071 • Office 601-879-9323
• Orders 1-800-523-2395 • Fax 601-879-9324 • primos.com

Power Dogg™ Instructions

Pg. 1. Included

Pgs. 2 - 3. Operation of Base Unit

Pgs. 4 - 5. Operation of Remote

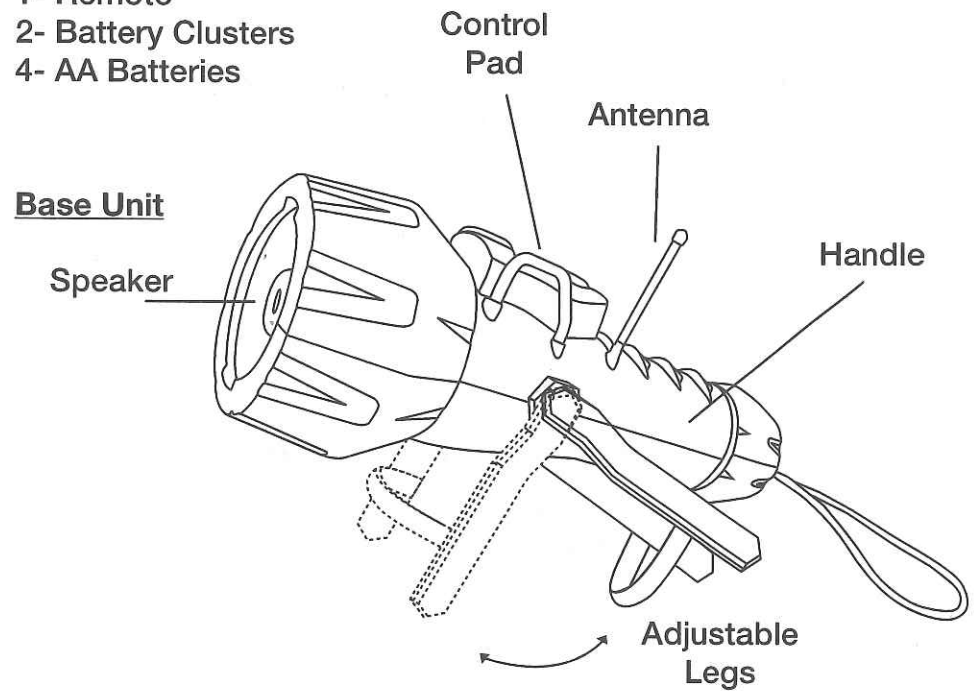
Pg. 6. Battery Replacement

Pg. 7. Trouble Shooting / Warranty

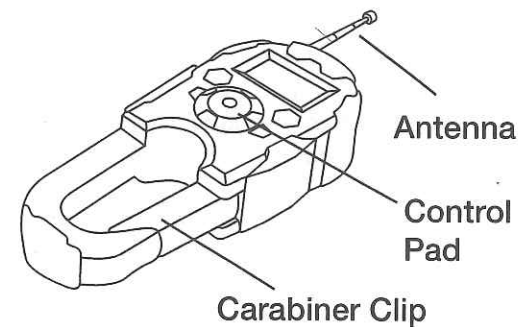
Power Dogg™ Operating Instructions and Warranty

Includes:

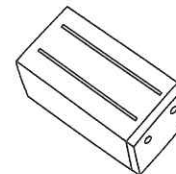
- 1- Base Unit
- 1- Remote
- 2- Battery Clusters
- 4- AA Batteries



Remote Control



Battery Cluster

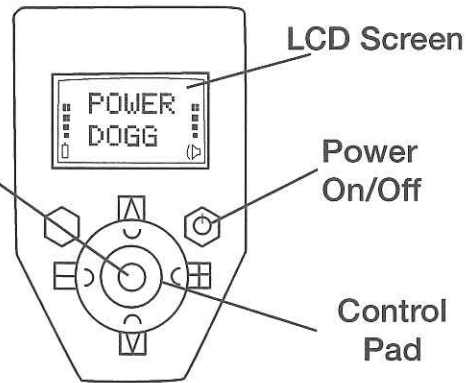


Operation of Base Unit Controls

The Power Dogg™ may be powered on only from the Base Unit.
The Base Unit and the Remote Control have the same functions.

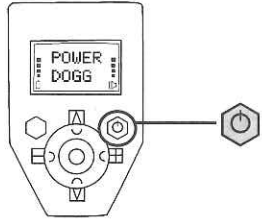
Base Unit Controls

Select/Play/Stop Button



Powering On the Base Unit

- Press the Power on/off button to power on the Base Unit. The LCD Screen will light up and say Power Dogg™.

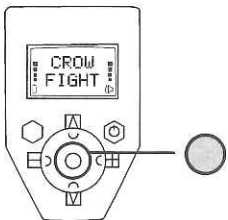


Selecting Calls

- Press the control pad up or down to scroll through the call menu. Choose from:
Coyote Howl, Coyote Serenade, Coyote Challenge, Female Invitation, Cottontail Distress, Jackrabbit Distress, Coyote Pup Distress, Fawn Distress, Woodpecker Distress, Rodent Distress, Crow Frenzy, or Snow Goose.

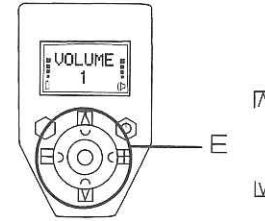


- To start calling press the select/play/stop button.

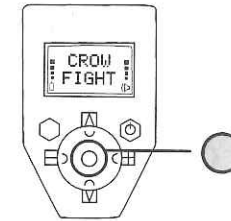


Operation of Base Unit Controls

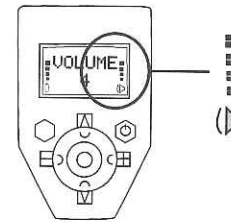
Volume Control



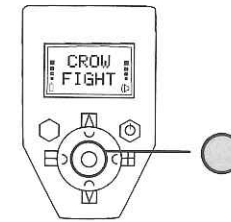
- Press the right side of the control pad to increase the volume. The volume automatically begins at 1. Max volume is 5.



- Select volume level by pressing the select/play/stop button. The call will play.



- Once selected, the volume level is displayed in the LCD Screen.

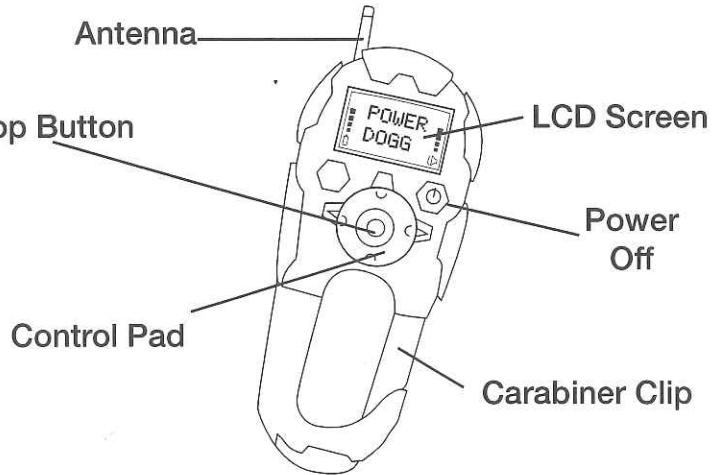


- To stop calling, press the select/play/stop button. If the call is left to play, it will repeat the call sequence until stopped.

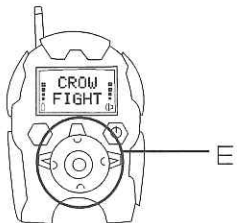
Operation of Remote Controls

The Power Dogg™ may be powered on only from the Base Unit. The Base Unit and the Remote Control have the same functions.

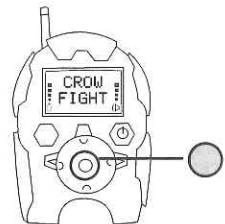
Remote Control



Selecting Calls



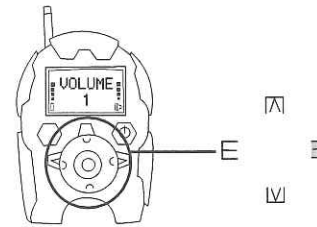
- Press the control pad up or down to scroll through the call menu. Choose from:
Coyote Howl, Coyote Serenade, Coyote Challenge, Female Invitation, Cottontail Distress, Jackrabbit Distress, Coyote Pup Distress, Fawn Distress, Woodpecker Distress, Rodent Distress, Crow Frenzy, or Snow Goose.



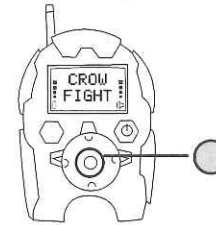
- To start calling, press the select/play/stop button.

Operation of Remote Controls

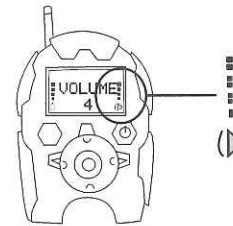
Volume Control



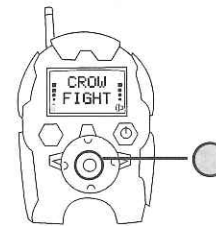
- Press the right side of the control pad to increase the volume. The volume automatically begins at 1. Max volume is 5.



- Select volume level by pressing the select/play/stop button. The call will play.



- Once selected, the volume level is displayed in the LCD Screen.



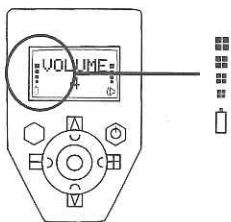
- To stop calling, press the select/play/stop button. If the call is left to play, it will repeat the call sequence until stopped.

Antenna

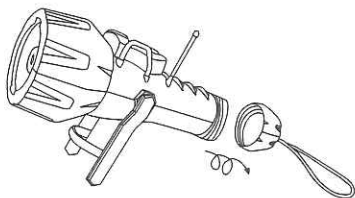
There are antennas on both the Base Unit and the Remote Control. Fully extend the antenna on the Remote Control for maximum range. Remote works from over 100 yards (200 at optimal conditions).

Battery Replacement

Battery Cluster

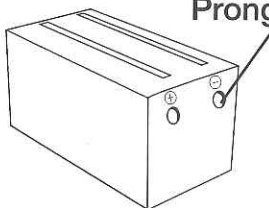


- When the batteries are low, the battery indicator on the LCD Screen will begin to blink. This indicates the battery cluster needs replacing.

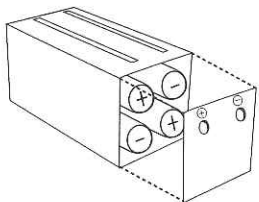


- Unscrew the cap at the handle end of the Base Unit and remove the Battery Cluster.

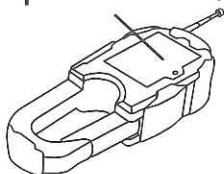
Prong Holes



- Replace the 4 AA Alkaline Batteries and reassemble. Be sure prongs on Base Unit are inserted into the prong holes on the Battery Cluster. A Battery Cluster can last up 7 to 10 hours if run continuously. **USE AA ALKALINE BATTERIES.**



Remove back to replace batteries



Remote Control

- Open the battery panel on your Remote Control. Replace the batteries and reassemble. The Remote Control uses 3 AAA Alkaline batteries.

Trouble Shooting / Warranty Information

Trouble Shooting

Check batteries in the Base Unit and Remote Control if the call is not functioning properly.

If call continues to function incorrectly once batteries are replaced, call Customer Service at 601-879-9323 ext. 147.

It is Important to register your Power Dogg™.

Limited 180 Day Warranty

Primos® Hunting Calls™ warrants the Power Dogg™ to be free from defects in workmanship and materials, under normal use and conditions, for a period of 180 days from the original date of purchase. Complete the enclosed warranty card and mail it to Primos® Hunting Calls™. If service is required for any reason of any defect or malfunction during the warranty period, Primos® Hunting Calls™ will repair or replace it, at its discretion, with proof of purchase*, without cost (except for a \$10.00 charge for handling, packaging and shipping). Common problems are caused by weak batteries, so before returning this product for service, try to replace the batteries with a fresh set. If service is still required:

1. Remove the batteries and pack the Power Dogg™ in a well-padded box.
2. Enclose a photo copy of your sales receipt, credit card statement or other proof of purchase, if within the warranty period.
3. Include a brief note explaining the problem. Be sure you write your name, address, and a daytime telephone number clearly.
4. Also enclose your credit card number and expiration date, check or money order payable to Primos® Hunting Calls™ for the sum of \$10.00. Do NOT send cash.
5. Send it prepaid to: Primos Hunting Calls
Customer Service Department
604 First Street
Flora, MS 39071

Note: This warranty is valid only if the product is used for the purpose for which it was designed. It does not cover:

- 1) products which have been damaged by negligence, misuse, accident or which have been modified or repaired by unauthorized persons;
- 2) the cost of shipping this product to the factory for service and its return to you.

This warranty is valid only in the United States of America. Any applicable implied warranties are also limited to 180 days, and Primos® Hunting Calls™ will NOT be liable for consequential damages.

SPEAKING THEIR LANGUAGE®



Mastering
The Art®
Predator Hunting
Sugg. Retail
\$9.99

Randy Anderson
Signature Series




Mouth Call Howler Pak
Sugg. Retail
\$23.49

DEAD-DOG™
Predator Choke Tubes
Sugg. Retail
\$42.99

Bark-A-Lounger™
Mossy Oak® Brush™
Sugg. Retail
\$39.99

Predator Vest
Mossy Oak® Brush™
or Solid White
Sugg. Retail
\$84.99



Hardwood
Hot Dog™
Sugg. Retail
\$34.99

Dog Catcher™
Sugg. Retail
\$26.99

Hog Dog™
Sugg. Retail
\$29.99

Double Whammy™
Sugg. Retail
\$24.99

Ki-Yi™
Sugg. Retail
\$19.99

Lil' Dog™
Sugg. Retail
\$24.99

CatNip™
Sugg. Retail
\$12.99



250 Yard Varmint Hunting
Light Kit
Sugg. Retail
\$99.99



Tactical Shotgun Light
Sugg. Retail
\$56.99



Randy Anderson Predator
Cap Mossy Oak® Brush™
Sugg. Retail
\$16.99



Black Predator T-Shirt
Sugg. Retail
\$15.99

SPEAK THE LANGUAGE®

Return this portion to register your Power Dogg™ or
register online at www.primos.com/registration

FIRST NAME

LAST NAME

ADDRESS (NUMBER AND STREET)

ADDRESS (LINE 2 OR APT NUMBER)

CITY

STATE

ZIP

DATE OF PURCHASE

SERIAL NUMBER

EMAIL ADDRESS

POWER DOGG™

Where did you purchase
the Primos® Power Dogg™?

- Catalog
- Website
- Store _____
(Name of Store)
- Received as a gift
- Other _____

It's IMPORTANT to register your Power Dogg™

RETURN THIS WARRANTY CARD

to receive
warranty
protection and
learn about
new products

Limited 180 Day Warranty

Primos® Hunting Calls™ warrants the Power Dogg™ to be free from defects in workmanship and materials, under normal use and conditions, for a period of 180 days from the original date of purchase. Complete the enclosed warranty card and mail it to Primos® Hunting Calls™. If service is required for any reason of any defect or malfunction during the warranty period, Primos® Hunting Calls™ will repair or replace it, at its discretion, with proof of purchase*, without cost (except for a \$10.00 charge for handling, packaging and shipping).

Common problems are caused by weak batteries, so before returning this product for service, try to replace the batteries with a fresh set. If service is still required:

1. Remove the batteries and pack the Power Dogg™ in a well-padded box.

2. Enclose a photo copy of your sales receipt, credit card statement or other proof of purchase, if within the warranty period.

3. Include a brief note explaining the problem. Be sure you write your name, address, daytime telephone number and email address clearly.

4. Also enclose your credit card number and expiration date, check or money order payable to Primos® Hunting Calls™ for the sum of \$10.00. Do NOT send cash.

5. Send it prepaid to: Primos® Hunting Calls™, Customer Service Department, 604 First Street, Flora, MS 39071

Note: This warranty is valid only if the product is used for the purpose for which it was designed. It does not cover: 1) products which have been damaged by negligence, misuse, accident or which have been modified or repaired by unauthorized persons; 2) the cost of shipping this product to the factory for service and its return to you. This warranty is valid only in the United States of America. Any applicable implied warranties are also limited to 180 days, and Primos® Hunting Calls™ will NOT be liable for consequential damages.

You can also register online at
www.primos.com/registration

* If you have formally registered with Primos® Hunting Calls™ - proof of purchase is NOT necessary.